



R20 PICK-UP MULCHER

PRODUCT

PICK-UP MULCHER 3PT. MOUNTED, PTO DRIVEN



VIEW VIDEO


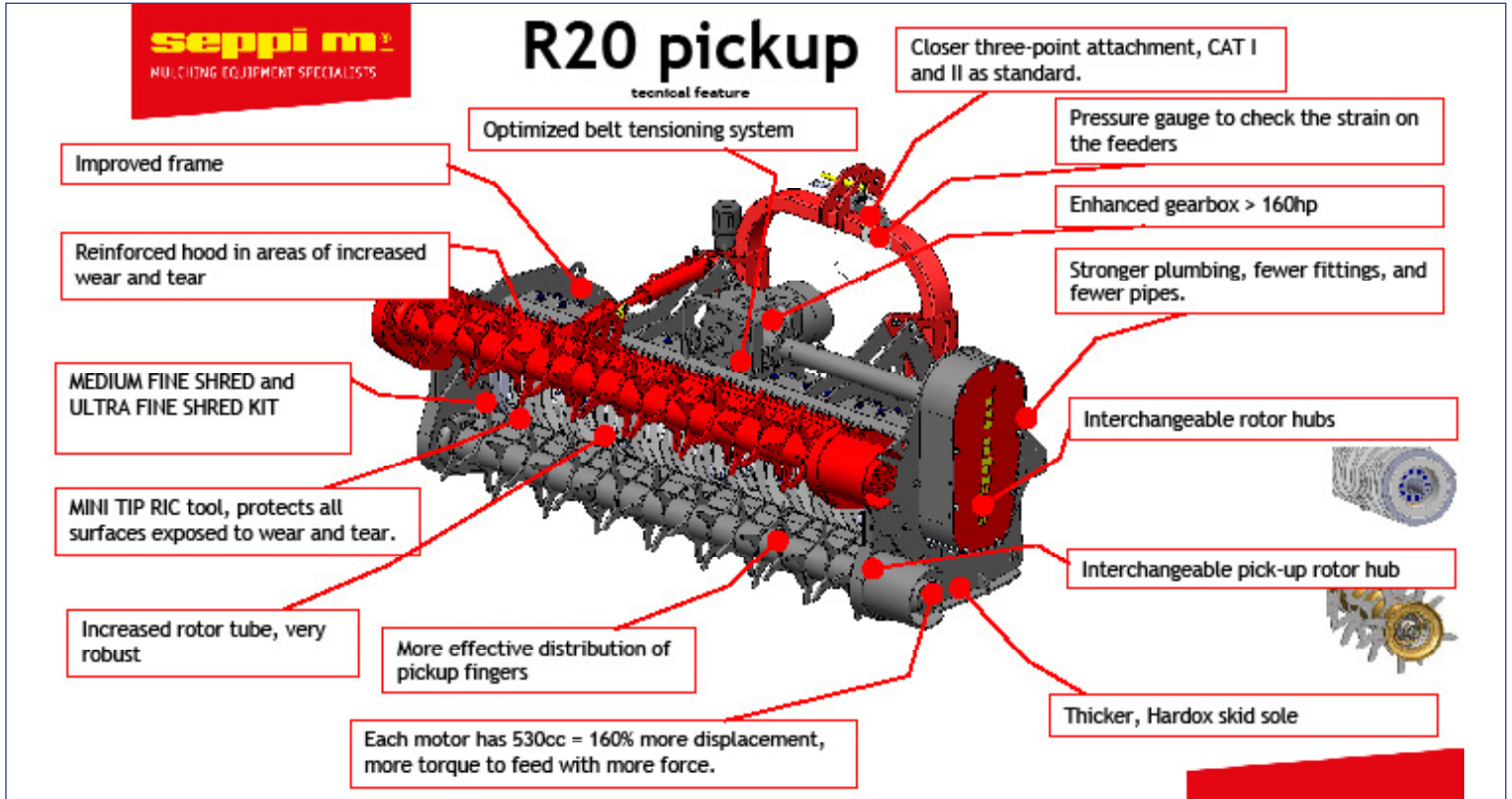
Our **R20 Pick-Up Mulcher** was developed for shredding large piles of branches. The unit features a ground level pick-up rotor and adjustable upper rotor. The design allows for picking up small branches and large limbs up to 8 inches in diameter. The prunings are then fed into the shredding rotor to produce a fine and uniform mulch. The unit has medium and ultra fine shred kits that produce an even finer mulch. This results in a fast biodegradation to the soil. The Pick-Up Mulcher is particularly suitable for orchards, vineyards and other applications.

R20 PICK-UP MULCHER IN ACTION

The automatic floating hood when closed creates optimal mulching conditions. When open it allows the Mulcher to tackle high piles of brush.



R20 PICK-UP MULCHER UNIQUE FEATURES




R20 PICK-UP MULCHER

FEATURES

- Mulches wood up to 8" in diameter
- Tractor horsepower required 80 to 160
- Gearbox 1,000 or 540 R.P.M. with overrunning clutch
- Unique cutting rotor with stacked plates to limit the cut for continuous operation
- Helical RIC "Patent" rotor with super mono tip hammers with tungsten carbide tip
- Chasis and radial rotor sections made of wear resistant steel AR400
- Pick-Up and rotors driven by tractor hydraulics require flow fo 5.3 G.P.M.
- Hydraulic hood with pick-up rotor includes motor and hydraulics system with flow control
- Lower pick-up rotor inlcuding motor and hydraulic system
- Soft start
- Rubber gauge wheels
- 4 rows of heat treated replaceable re-cutter bars
- Medium and ultra fine shred kits
- Optional rear roller in lieu of gauge wheels



Upper and lower pick-up rotors
& RIC rotor



Soft start

SPECIFICATIONS

Model #	Working Widths	Overall Width Gauge Wheels	Overall Width Roller	Overall Height	No. of Hammers	Weight
R20 Pick Up 150	59"	89"	71"	51"	28	2,840 lbs.
R20 Pick Up 175	69"	99"	81"	51"	33	3,220 lbs.
R20 Pick Up 200	79"	109"	91	51"	39	3,620 lbs.

Note: If your tractor does not have a front 3-point hitch and PTO, you will have to operate the R20 in reverse.